



HOPPI

12V MINI PENDANTS

location:
DRY

SPECIFICATIONS:

DESCRIPTION

Low voltage mini pendant with handcrafted glass.

LAMPING

Standard: 50W Low pressure halogen GY6.35 12V Bi-Pin lamp, lamp included. Suitable for use in an open fixture. Optional lamp shield also available.

LED: 6W integrated lightsource, dimmable. (Available on 1XT or 1XC fixtures only).

DIFFUSER

Shade shall be handcrafted glass of various decors. 7.5" L x 5.5" W x 2.75" H

Opening sizes: 24mm top.

CORD

Standard cord is 10' field-adjustable coaxial type with teflon jacket and decorative sleeve at the socketholder. Jacket tint coordinates with metal finish. Cords also available in 15' lengths.

STANDARD PENDANT (1XC, 1XT)

Mini pendant comes complete with either dome-style or flat-style canopy.

QUICK-CONNECT OPTION (XP, RXP, 1XP)

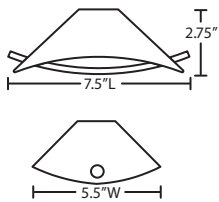
Quick-Connect Jack is compatible with Besa Rail Adapter, or Quick-Connect canopies (order separately).

METAL FINISH

Glass retainer hardware, sleeve and Quick-Connect Jack and/or canopies are finished in either Bronze or Satin Nickel.

LABELS

UL or ETL Listed. Suitable for Damp Locations (interior use only).



HOPPI SHOWN IN MOCHA/CLEAR (181305) & MARBLE (191352)

181304
MARBLE/CLEAR



191383
MOCHA



For ordering information, see next page

All dimensions provided are nominal.
Allowance must be made for dimensional tolerance in handcrafted glasses.

REV 10/14



HOPPI

12V MINI PENDANTS

ORDERING:

| CONNECTION | GLASS OPTIONS | LAMP OPTIONS | METAL FINISH | OPTIONS |
|------------------------|----------------------------|--------------------|------------------------|-------------------|
| Quick-Connect | 181304 Marble/Clear | (blank) 50W Hal | BR Bronze | L 15' cord |
| XP Jack Only | 181305 Mocha/Clear | LED* 6W LED | SN Satin Nickel | |
| RXP Rail-Ready | 191352 Marble | | | |
| 1XP Flat Canopy | 191383 Mocha | | | |

** LED option is for 1XC or 1XT fixtures ONLY. Consult factory for LED multilight options*

Pendant Fixtures
1XC Dome Canopy
1XT Flat Canopy

Ex. 1XT-191352-SN
 Hoppi Mini Pendant w/ Marble Glass,
 Satin Nickel Finish

LED 12V MINI PENDANTS:

- LED driver is located in canopy for optimal performance
- Total power of 6 watts
- 450 lumens
- Rated life: 30,000 hours
- CCT: 2800° Kelvin
- CRI: 85+
- Dimmable
- Frosted acrylic diffuser encloses LEDs

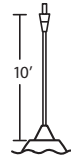
CORD LENGTH OPTIONS:

15Ft. CORD LENGTH:
 For longer 15' cord, add an "L" to the end of the item number,
 i.e. 1XP-174352-SNL.

Project Information:

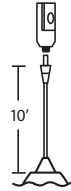
QUICK-CONNECT OPTIONS:

XP Pendant Element Only



- Pendant Shade and Cord/Socket Set
- 10' Field-adjustable braided coaxial-type cord with a teflon jacket (clear or bronze tint coordinates with metal finish)
- Quick-Connect Jack provided
- Compatible with Besa Canopies and Rail Adapter
- Bronze or Satin Nickel metal finishes

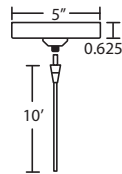
RXP Pendant + Rail Adapter



READY FOR RAIL

- Pendant Shade and Cord/Socket Set, plus Rail Adapter
- 10' Field-adjustable braided coaxial-type cord with a teflon jacket (clear or bronze tint coordinates with metal finish)
- Quick-Connect Jack provided
- Compatible with Besa Monorail System
- Bronze or Satin Nickel metal finishes

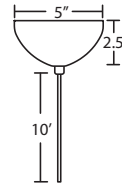
1XP Pendant + Monopoint Flat Canopy



- Pendant Shade and Cord/Socket Set, plus Flat Canopy
- 1x electronic 60W dimmable transformer, fits partially in junction box
- 10' Field-adjustable braided coaxial-type cord with a teflon jacket (clear or bronze tint coordinates with metal finish)
- Quick-Connect Jack provided
- Integral Quick-Connect adapter
- Bronze or Satin Nickel metal finishes

FIXED PENDANT OPTIONS:

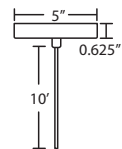
1XC 1 Light Pendant, Dome Canopy



NO CORD CUTTING REQUIRED

- Suitable for use on sloped ceilings
- 1x electronic 60W dimmable 120V transformer
- Installs to standard 4" octagonal junction box
- Bronze or Satin Nickel metal finishes

1XT 1 Light Pendant, Flat Canopy



- Suitable for use on sloped ceilings
- 1x electronic 60W dimmable 120V transformer, fits partially in junction box
- Installs to standard 4" octagonal junction box
- Bronze or Satin Nickel metal finishes

MORE MOUNTING OPTIONS:

- Besa quick-connect canopies, order separately

- Besa Monorail system, order separately



HOPPI

12V ADJUSTABLE PENDANTS

location:
DRY

SPECIFICATIONS:

DESCRIPTION

Low-voltage adjustable mini pendant with handcrafted glass. Up or down adjusting is achieved by squeezing the cable adjuster, then releasing to lock in position.

LAMPING

50W Low pressure halogen GY6.35 12V Bi-Pin lamp, included. Suitable for use in an open fixture.

DIFFUSER

Shade shall be handcrafted glass of various decors. 7.5" L x 5.5" W x 2.75" H
Opening sizes: 24mm top.

CABLE

Standard is 8' bare silver-color braided cable, length may be field-adjusted.

STANDARD PENDANT (1XA)

Adjustable pendant comes complete with quick-connect jack (includes swivel/pivot feature) and a Quick-Connect canopy.

METAL FINISH

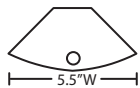
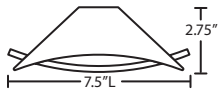
Glass retainer hardware, adjuster and Quick-connect are finished in either Bronze or Satin Nickel.

LABELS

ETL or UL Listed. Suitable for Dry Locations (interior use only).



HOPPI SHOWN IN MARBLE/CLEAR (181304) & MOCHA (191383)



191352
MARBLE



181305
MOCHA/CLEAR



For ordering information, see next page

All dimensions provided are nominal.
Allowance must be made for dimensional tolerance in handcrafted glasses.

REV 10/14



HOPPI

12V ADJUSTABLE PENDANTS

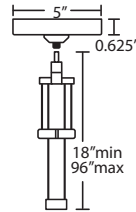
ORDERING:

| CONNECTION | GLASS OPTIONS | LAMP OPTIONS | METAL FINISH |
|------------------------|----------------------------|-----------------|------------------------|
| Adjustable | 181304 Marble/Clear | (blank) 50W Hal | BR Bronze |
| 1XA Flat Canopy | 181305 Mocha/Clear | | SN Satin Nickel |
| | 191352 Marble | | |
| | 191383 Mocha | | |

Ex. 1XA-181304-SN
Hoppi Adjustable Pendant w/ Marble/Clear Glass,
Satin Nickel Finish

PENDANT OPTIONS:

1XA Adjustable Pendant + Monopoint Flat Canopy



- Easy cord adjuster, just squeeze and move up/down
- Pendant Shade and Cord/Socket Set, plus Flat Canopy
- 1x electronic 60W dimmable transformer, fits partially in junction box
- 8' Field-adjustable bare silver-color braided cable
- Swivel/pivot feature, suitable for use on sloped ceilings
- Quick-Connect Jack provided
- Integral Quick-Connect adapter
- Bronze or Satin Nickel metal finishes

Project Information: