



CHRISSEY

120V PENDANTS



SPECIFICATIONS:

DESCRIPTION

Cord-hung pendant with handcrafted glass diffuser.

LAMPING

Standard: 40W B10 Candelabra base (E12) Incandescent 120V, or 50W Xenon, suitable for dimming, not included.

Halogen: 40W G9 Low-pressure Halogen 120V, included. Lamp is suitable for use in an open fixture, dimmable.

Medium: 40W B10 Medium-base incandescent 120V, not included.

GU24 CFL: Self-ballasted GU24 lampholders. 13W max, 120V, lamp not included.

LED: 10W GU24 LED Lamp 120V, dimmable, included.

DIFFUSER

Shade shall be handcrafted glass of various decors. 4.25" Dia. x 8" H

Opening sizes: 30mm top.

SUSPENSION

Cord-hung: 10' SVT-type cord, complete with 5" decorative sleeve at the socketholder. Jacket coordinates with metal finish. Available on 1, 3 or 6 light canopies, shown on next page. Plated stamped steel construction. Bronze or Satin Nickel.

MOUNTING

Installs directly to a 4" octagonal ceiling box. Suitable for sloped ceilings.

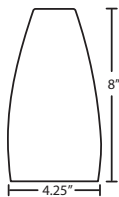
LABELS

UL or ETL Listed. Suitable for Damp Locations (interior use only).

Consult factory concerning lower wattage labeling for energy requirements.



CHRISSEY SHOWN IN CEYLON (1509CE) & HONEY (1509HN)



For ordering information, see next page

All dimensions provided are nominal.
Allowance must be made for dimensional tolerance in handcrafted glasses.

REV 10/14



CHRISSEY

120V PENDANTS

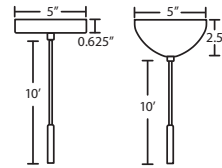
ORDERING:

CONNECTION	GLASS OPTIONS	LAMP OPTIONS	METAL FINISH	OPTIONS
Cord Fixture	150907 Opal Matte	(blank) 40W B10 Cand	BR Bronze	L 15' cord
1BC 1 Lt. Dome	150918 Amber Cloud	HAL 40W G9 Hal	SN Satin Nickel	LW Low wattage labeling
1BT 1 Lt. Flat	150919 Carrera	MED 40W A19 Med		
	150941 Garnet	GU24 13W GU24 120V		
	150980 Amber Matte	LED 10W LED 120V, dimmable		
	1509CE Ceylon			
	1509CM Cobalt Blue Matte			
	1509HN Honey			
	1509KR Chalk			
	1509RM Ruby Matte			
	1509VM Vanilla Matte			

Ex. 1BT-1509OK-SN
Chrissy Pendant w/ Oak Glass,
Satin Nickel Finish

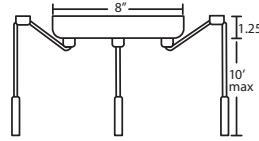
PENDANT OPTIONS:

MONOPOINT PENDANT CANOPY



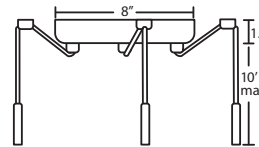
- Flat or Dome Canopy styles. Dome style allows adjustment without cutting cord.
- Suitable for sloped ceilings
- Cord: 10' SVT, 5" sleeve at socketholder (V Series utilizes SJT-type)
- Bronze or Satin Nickel

3BB or 3JB 3 LIGHT LINEAR CANOPY



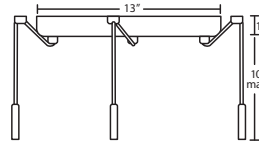
- 2x stemhooks included
- Suitable for sloped ceilings
- Cords: 10' SVT, 5" sleeve at socketholder
- Bronze or Satin Nickel

3BC or 3JC 3 LIGHT ROUND CANOPY



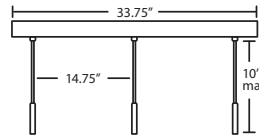
- 3x stemhooks included
- Suitable for sloped ceilings
- Cords: 10' SVT, 5" sleeve at socketholder
- Bronze or Satin Nickel

3BW or 3JW 3 LIGHT LARGE ROUND CANOPY



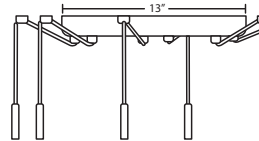
- 3x stemhooks included
- Suitable for sloped ceilings
- Cords: 10' SVT, 5" sleeve at socketholder
- Bronze or Satin Nickel

3BV or 3JV 3 LIGHT BAR CANOPY



- Some offset installation possible
- Suitable for sloped ceilings
- Cords: 10' SVT, 5" sleeve at socketholder
- Bronze or Satin Nickel

6BC or 6JC 6 LIGHT ROUND CANOPY



- 6x stemhooks included
- Suitable for sloped ceilings
- Cords: 10' SVT, 5" sleeve
- Bronze or Satin Nickel

LED 120V PENDANTS:

- Internal driver integrated in the lamp, GU24 base
- Total power of only 10 watts
- Dimmable with a standard dimmer
- Rated life: 30,000 hours
- Frosted acrylic diffuser
- 800 lumens
- CCT: 2800° Kelvin
- CRI: 80+

ACCESSORIES:

CORD SLEEVES:

If concealing the cord is desired, order our 0.25" dia. metal sleeves. 18" long. May be field cut.

- T118-SN Satin Nickel
- T118-BR Bronze

STEMHOOKS:

Suspension hooks allow cord drops to be placed wherever desired. Suitable for sloped ceilings.

- T103BR Bronze
- T103SN Satin Nickel

LONGER CORD LENGTHS:

Longer cord length of 15' available. Add an "L" to the end of the item number, i.e. 1JC-169707-SNL.

Project Information:

HOW TO ORDER A MULTILIGHT FIXTURE
To order, simply place the 3 character multilight code (shown above) as the cord fixture option:
Example: 3BC-493007-SN
3 Light round, Copa Opal glass, Satin Nickel finish