

Triumph®

The chic Triumph has a simple, clean look and will fit with both modern or classic decór.



Brushed Nickel Triumph with 52" Custom Triumph Brushed Nickel Blades

Model-Finish **TR52BN**
 Blade-Finish **BTR52-BN**
 Light-Finish **Integrated**

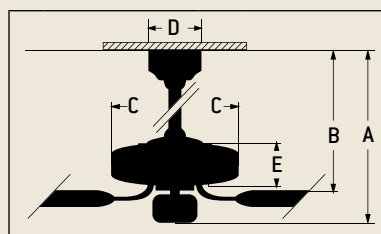
Features

- Heavy-Duty, 3 Speed Reversible Motor
- 6" Downrod *(Included)*
- Limited Lifetime Warranty
- Custom Triumph Blades Sold Separately
- Integrated Light Kit
(1-75W Mini-Can Halogen Bulb Included)
- TCS Remote Control *(Included)*
- Blank Light Lens Cover TR-40
(Finish) (Optional)
- Convertible Downrod Mount to Flushmount Canopy *(Included)*
- Blank Light Lens Cover TR-40
(Finish) (Optional)

Specs

- Blade Sweep 52"
- Number of Blades 5
- Blade Pitch 14°
- Motor Size (MM) 188 x 15
- AMPS (HI Speed) 0.7
- Watts (HI Speed) 73
- RPM (HI-MED-LOW) 210-120-78
- Shipping Wt. (lbs.) 26.24
- CU. FT. in Carton 2.52
- Airflow* 6,604
(Cubic Feet Per Minute)
- Electricity Use* 73 Watts
- Airflow Efficiency* 91
(Cubic Feet Per Minute Per Watt)

Ceiling Drop Dimensions



A: 6" DR - 19.0" B: 6" DR - 14.75"
 A: 13.0" B: 8.0"
 C: 8.0"

DR: Downrod

*Compare: 49" to 60" ceiling fans have airflow efficiencies ranging from approximately 51 to 176 cubic feet per minute per watt at high speed.

Popular Combinations



Oiled Bronze Triumph with 52" Custom Triumph Oiled Bronze Blades

Model-Finish **TR52OB**
 Blade-Finish **BTR52-OB**
 Light-Finish **Integrated**



White Triumph with 52" Custom Triumph White Blades

Model-Finish **TR52W**
 Blade-Finish **BTR52-W**
 Light-Finish **Integrated**



Brushed Nickel Triumph with 52" Custom Triumph Brushed Nickel Blade and Optional Blank Light Lens Cover

Model-Finish **TR52BN**
 Blade-Finish **BTR52-BN**
 Light-Finish **TR-40 (BN)**




Oiled Bronze Triumph with 52" Custom Triumph Oiled Bronze Blades and Optional Blank Light Lens Cover

Model-Finish **TR52BN**
 Blade-Finish **BTR52-OB**
 Light-Finish **TR-40 (BN)**


Available Finishes



BN
Brushed Nickel



OB
Oiled Bronze



W
White

Blade Options

Model Specific - All Available Blade Options Shown Above

Light Kit Options

Integrated Light Kit

Remotes



TCS Remote Control
(Included)



TCS-PLUS
(Optional)
TCS-WALL